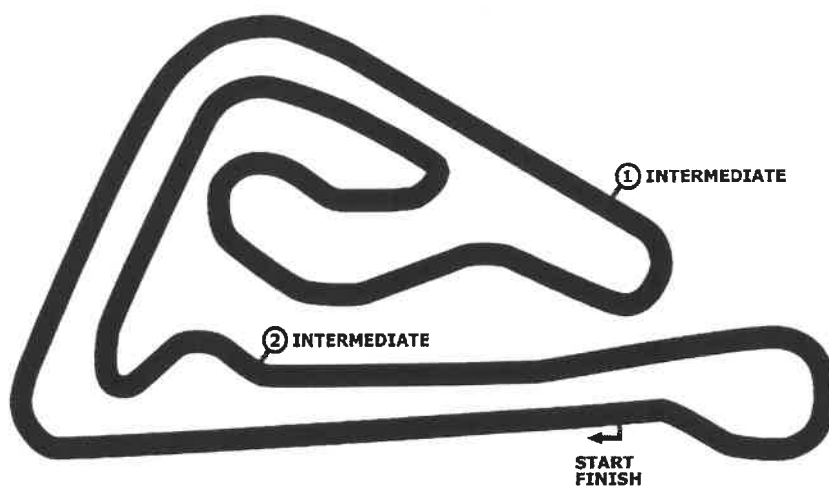




OMV MAXXMOTION FIA ETRC TRUCK RACE OF SLOVAKIA

race 1



Slovakia Ring 5922 m

10 & 11 June 2023

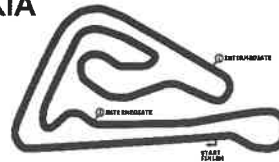


OMV MAXXMOTION FIA ETRC TRUCK RACE OF SLOVAKIA

Slovakia Ring, length 5922 m

10 & 11 June 2023

Swift Cup Europe



Result race 1

started : 21

classified : 19

not classified : 2

Pos	No.	Cl.	Entrant Name	License License	Team/Sponsor Make	Lap	Total kmh	GAP Diff.	fastest at kmh	at Lap
1	146	1.4	Fabian Ohrfandi / AUT		Suzuki Team Austria Suzuki Swift Cup 1.4 Turbo	11	28:14.348 138.408		2:33.084 139.265	2
2	505	1.4	Balázs Hartmann / HUN		Q9 Ferenoval Suzuki Swift Cup 1.4 Turbo	11	28:14.443 138.400	00.095	2:33.048 139.297	2
3	507	1.4	Móric Csermely / HUN		GFS Racing Team Suzuki Swift Cup 1.4 Turbo	11	28:35.733 136.683	21.385	2:34.543 137.950	3
4	110	1.4	Christoph Zellhofer / AUT		Suzuki Team Austria Suzuki Swift Cup 1.4 Turbo	11	28:35.931 136.667	21.583	2:34.169 138.285	3
5	164	1.4	Martin Zellhofer / AUT		Suzuki Team Austria Suzuki Swift Cup 1.4 Turbo	11	28:36.219 136.644	21.871	2:34.123 138.326	2
6	142	1.4	Lukas Niedertscheider / AUT		Suzuki Team Austria Suzuki Swift Cup 1.4 Turbo	11	28:36.848 136.594	22.500	2:34.631 137.871	8
7	550	1.4	János Csik / HUN		Car Competition Racing Team Suzuki Swift Cup 1.4 Turbo	11	28:36.902 136.590	22.554	2:34.320 138.149	3
8	523	1.4	Márton Csuzi / HUN		GFS Racing Team Suzuki Swift Cup 1.4 Turbo	11	28:46.734 135.812	32.386	2:35.061 137.489	7
9	517	1.4	Toon Knapen / NLD		GFS Racing Team Suzuki Swift Cup 1.4 Turbo	11	28:48.501 135.673	34.153	2:35.061 137.489	2
10	566	1.4	Fabian Dybionka / POL		Darek Nowicki Racing Suzuki Swift Cup 1.4 Turbo	11	28:52.558 135.355	38.210	2:34.410 138.069	3
11	586	1.4	Aleks Sówka / POL		Darek Nowicki Racing Suzuki Swift Cup 1.4 Turbo	11	28:56.211 135.071	41.863	2:34.180 138.275	3
12	104	1.4	Jorden Dolischka / AUT		Suzuki Team Austria Suzuki Swift Cup 1.4 Turbo	11	29:14.984 133.626	1:00.636	2:37.386 135.458	2
13	521	1.6	Vince Keller / HUN		Car Competition Racing Team Suzuki Swift Cup 1.6	11	30:25.781 128.444	2:11.433	2:44.429 129.656	3
14	544	1.6	Gábor György / HUN		George Racing Team Suzuki Swift Cup 1.6	11	30:27.664 128.312	2:13.316	2:44.264 129.786	3
15	500	1.6	Egon Burkus / HUN		GFS Racing Team Suzuki Swift Cup 1.6	11	30:28.272 128.269	2:13.924	2:44.242 129.804	3
16	504	1.6	Balázs György / HUN		George Racing Team Suzuki Swift Cup 1.6	11	30:46.493 127.004	2:32.145	2:45.235 129.024	2
17	571	1.6	Maciej Szubczynski / POL		Darek Nowicki Racing Suzuki Swift Cup 1.6	10	28:14.949 125.781	1 Runde	2:47.500 127.279	3
18	528	1.6	Oskar Marszalkowski / POL		Darek Nowicki Racing Suzuki Swift Cup 1.6	10	28:18.323 125.531	1 Runde	2:46.939 127.707	2
19	508	1.6	Gábor Együd / HUN		GFS Racing Team Suzuki Swift Cup 1.6	10	28:31.146 124.590	1 Runde	2:47.661 127.157	3
DID NOT CLASSIFY										
106	1.4		Lukas Puchinger / CHE		Suzuki Team Austria Suzuki Swift Cup 1.4 Turbo	6	15:49.950 134.655	5 Runden	2:35.228 137.341	2
503	1.4		Gergo Rácz / HUN		Motam SE Suzuki Swift Cup 1.4 Turbo	6	15:51.922 134.376	5 Runden	2:35.700 136.925	2

fastest lap: 505 Hartmann Balázs 2:33.048 =139.297 km/h

13:00

Issued:	Clerk of the Course:	Timekeeper:
	<i>[Signature]</i>	<i>[Signature]</i>

subject to final scrutineering

OMV MAXXMOTION FIA ETRC TRUCK RACE OF SLOVAKIA

Slovakia Ring, length 5922 m

10 & 11 June 2023

Swift Cup Europe

Result race 1, 10.06.2023



Pos	No.	Cl.	Entrant Driver, Place	Team Make	Lap	Time total	Interval GAP	Avg. Total	fastest Avg.	at Lap
1.4										
Started: 14			Classified: 12			Not Classified: 2				
1	146	1.4	Fabian Ohrfandi / AUT	Suzuki Team Austria Suzuki Swift Cup 1.4 Turbo	11	28:14.348		138.408	2:33.084	2
2	505	1.4	Balázs Hartmann / HUN	Q9 Ferenovál Suzuki Swift Cup 1.4 Turbo	11	28:14.443	00.095	138.400	2:33.048	2
3	507	1.4	Móric Csermely / HUN	GFS Racing Team Suzuki Swift Cup 1.4 Turbo	11	28:35.733	21.385	136.683	2:34.543	3
4	110	1.4	Christoph Zellhofer / AUT	Suzuki Team Austria Suzuki Swift Cup 1.4 Turbo	11	28:35.931	21.583	136.667	2:34.169	3
5	164	1.4	Martin Zellhofer / AUT	Suzuki Team Austria Suzuki Swift Cup 1.4 Turbo	11	28:36.219	21.871	136.644	2:34.123	2
6	142	1.4	Lukas Niedertscheider / AUT	Suzuki Team Austria Suzuki Swift Cup 1.4 Turbo	11	28:36.848	22.500	136.594	2:34.631	8
7	550	1.4	János Csik / HUN	Car Competition Racing Team Suzuki Swift Cup 1.4 Turbo	11	28:36.902	22.554	136.590	2:34.320	3
8	523	1.4	Márton Csuzi / HUN	GFS Racing Team Suzuki Swift Cup 1.4 Turbo	11	28:46.734	32.386	135.812	2:35.061	7
9	517	1.4	Toon Knapen / NLD	GFS Racing Team Suzuki Swift Cup 1.4 Turbo	11	28:48.501	34.153	135.673	2:35.061	2
10	566	1.4	Fabian Dybionka / POL	Darek Nowicki Racing Suzuki Swift Cup 1.4 Turbo	11	28:52.558	38.210	135.355	2:34.410	3
11	586	1.4	Aleks Sówka / POL	Darek Nowicki Racing Suzuki Swift Cup 1.4 Turbo	11	28:56.211	41.863	135.071	2:34.180	3
12	104	1.4	Jorden Dolischka / AUT	Suzuki Team Austria Suzuki Swift Cup 1.4 Turbo	11	29:14.984	1:00.636	133.626	2:37.386	2
DID NOT CLASSIFY										
106	1.4	Lukas Puchinger / CHE	Suzuki Team Austria Suzuki Swift Cup 1.4 Turbo	6	15:49.950	5 Rd.	134.655	2:35.228	2	
503	1.4	Gergo Rácz / HUN	Motam SE Suzuki Swift Cup 1.4 Turbo	6	15:51.922	5 Rd.	134.376	2:35.700	2	


OMV MAXXMOTION FIA ETRC TRUCK RACE OF SLOVAKIA

Slovakia Ring, length 5922 m

10 & 11 June 2023

Swift Cup Europe

Result race 1, 10.06.2023



Pos	No.	Cl.	Entrant Driver, Place	Team Make	Lap	Time total	Interval	Avg. Total GAP	fastest Avg.	at Lap
1.6										
Started: 7			Classified: 7			Not Classified: 0				
1	521	1.6	Vince Keller / HUN	Car Competition Racing Team Suzuki Swift Cup 1.6	11	30:25.781		128.444	2:44.429	3
2	544	1.6	Gábor György / HUN	George Racing Team Suzuki Swift Cup 1.6	11	30:27.664	01.883	128.312	2:44.264	3
							+01.883		129.786	
3	500	1.6	Egon Burkus / HUN	GFS Racing Team Suzuki Swift Cup 1.6	11	30:28.272	02.491	128.269	2:44.242	3
							+00.608		129.804	
4	504	1.6	Balázs György / HUN	George Racing Team Suzuki Swift Cup 1.6	11	30:46.493	20.712	127.004	2:45.235	2
							+18.221		129.024	
5	571	1.6	Maciej Szubczynski / POL	Darek Nowicki Racing Suzuki Swift Cup 1.6	10	28:14.949	1 Rd.	125.781	2:47.500	3
							1 Rd.		127.279	
6	528	1.6	Oskar Marszałkowski / POL	Darek Nowicki Racing Suzuki Swift Cup 1.6	10	28:18.323	1 Rd.	125.531	2:46.939	2
							+03.374		127.707	
7	508	1.6	Gábor Együd / HUN	GFS Racing Team Suzuki Swift Cup 1.6	10	28:31.146	1 Rd.	124.590	2:47.661	3
							+12.823		127.157	

fastest lap: 505 Hartmann Balázs 2:33.048 =139.297 km/h

13:00

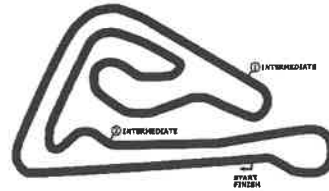
Issued:	Clerk of the Course:	Timekeeper:
	<i>[Signature]</i>	<i>[Signature]</i>

subject to final scrutineering



Lapchart: Swift Cup Europe race 1

POS	1	2	3	4	5	6	7	8	9	10	11	12	13	14	15	16	17	18	19	20	21	22	
LAP 1	146	505	164	507	550	110	503	586	106	142	566	517	523	104	521	500	544	504	508	528	508	571	
LAP 2	146	505	164	507	550	110	586	503	106	566	142	517	523	104	521	500	544	504	528	508	571		
LAP 3	146	505	164	507	550	110	586	566	106	142	503	517	523	104	521	500	544	504	528	508	571		
LAP 4	146	505	507	164	550	110	566	142	106	503	517	523	586	104	521	544	500	504	528	508	571		
LAP 5	146	505	507	110	164	142	566	550	106	503	517	523	586	104	521	500	544	504	571	528	508		
LAP 6	146	505	507	110	164	142	550	566	517	523	106	586	503	104	500	521	544	504	571	528	508		
LAP 7	146	505	507	110	164	142	550	566	517	523	586	104	521	500	544	504	571	528	508				
LAP 8	146	505	507	110	164	142	550	523	517	586	566	104	521	500	544	504	571	528	508				
LAP 9	146	505	507	110	164	142	550	523	517	586	566	104	521	500	544	504	571	528	508				
LAP 10	146	505	507	110	142	184	550	523	517	566	586	104	521	500	544	504	571	528	508				
LAP 11	146	505	507	110	164	142	550	523	517	566	586	104	521	544	500	504							



Lap by Lap race 1, 10.06.2023

104 Jorden Dolischka , Suzuki Swift Cup 1.4 Turbo 1.4 / AUT															
1	2:46.797	2	2:37.386	3	2:38.723	4	2:39.149	5	2:39.046	6	2:39.614	7	2:38.866	8	2:39.394
9	2:38.850	10	2:38.623	11	2:38.536										

106 Lukas Puchinger , Suzuki Swift Cup 1.4 Turbo 1.4 / CHE															
1	2:42.123	2	2:35.228	3	2:35.630	4	2:36.679	5	2:35.677	pit	2:44.613				

110 Christoph Zellhofer , Suzuki Swift Cup 1.4 Turbo 1.4 / AUT															
1	2:40.802	2	2:34.905	3	2:34.169	4	2:37.283	5	2:36.166	6	2:34.958	7	2:34.608	8	2:34.574
9	2:35.011	10	2:36.543	11	2:36.912										

142 Lukas Niedertscheider , Suzuki Swift Cup 1.4 Turbo 1.4 / AUT															
1	2:42.541	2	2:35.683	3	2:35.001	4	2:35.953	5	2:35.005	6	2:35.507	7	2:34.706	8	2:34.631
9	2:34.639	10	2:35.749	11	2:37.433										

146 Fabian Ohrfandl , Suzuki Swift Cup 1.4 Turbo 1.4 / AUT															
1	2:38.045	2	2:33.084	3	2:33.425	4	2:33.581	5	2:33.604	6	2:33.636	7	2:33.402	8	2:33.827
9	2:33.591	10	2:33.549	11	2:34.604										

164 Martin Zellhofer , Suzuki Swift Cup 1.4 Turbo 1.4 / AUT															
1	2:39.580	2	2:34.123	3	2:35.372	4	2:36.979	5	2:37.554	6	2:35.075	7	2:34.869	8	2:34.836
9	2:34.838	10	2:36.619	11	2:36.374										

500 Egon Burkus , Suzuki Swift Cup 1.6 1.6 / HUN															
1	2:53.236	2	2:44.827	3	2:44.242	4	2:46.063	5	2:44.344	6	2:46.189	7	2:46.890	8	2:44.868
9	2:44.986	10	2:44.951	11	2:47.676										

503 Gergo Rácz , Suzuki Swift Cup 1.4 Turbo 1.4 / HUN															
1	2:41.321	2	2:35.700	3	2:36.963	4	2:36.076	5	2:35.718	pit	2:46.144				

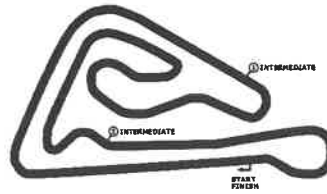
504 Balázs György , Suzuki Swift Cup 1.6 1.6 / HUN															
1	2:55.312	2	2:45.235	3	2:45.849	4	2:46.557	5	2:46.809	6	2:47.489	7	2:46.391	8	2:46.782
9	2:47.565	10	2:47.059	11	2:51.445										

505 Balázs Hartmann , Suzuki Swift Cup 1.4 Turbo 1.4 / HUN															
1	2:38.526	2	2:33.048	3	2:33.553	4	2:33.382	5	2:33.658	6	2:33.673	7	2:33.376	8	2:33.856
9	2:33.604	10	2:33.540	11	2:34.227										

507 Móric Csermely , Suzuki Swift Cup 1.4 Turbo 1.4 / HUN															
1	2:40.084	2	2:34.786	3	2:34.543	4	2:36.417	5	2:35.304	6	2:35.330	7	2:35.175	8	2:35.158
9	2:35.546	10	2:36.183	11	2:37.207										

508 Gábor Együd , Suzuki Swift Cup 1.6 1.6 / HUN															
1	2:56.724	2	2:47.733	3	2:47.661	4	2:47.970	5	2:56.795	6	2:50.926	7	2:50.215	8	2:49.699
9	2:51.663	10	2:51.760												

517 Toon Knapen , Suzuki Swift Cup 1.4 Turbo 1.4 / NLD															
1	2:43.653	2	2:35.061	3	2:35.862	4	2:36.544	5	2:35.769	6	2:37.985	7	2:35.893	8	2:38.691
9	2:36.831	10	2:36.160	11	2:36.052										



Lap by Lap race 1, 10.06.2023

521 Vince Keller , Suzuki Swift Cup 1.6 1.6 / HUN															
1	2:52.695	2	2:44.777	3	2:44.429	4	2:45.832	5	2:44.675	6	2:46.790	7	2:46.325	8	2:44.722
9	2:44.762	10	2:45.099	11	2:45.675										

523 Márton Csuzi , Suzuki Swift Cup 1.4 Turbo 1.4 / HUN															
1	2:44.249	2	2:35.123	3	2:35.983	4	2:36.301	5	2:35.456	6	2:39.269	7	2:35.061	8	2:37.483
9	2:35.878	10	2:35.802	11	2:36.129										

528 Oskar Marszałkowski , Suzuki Swift Cup 1.6 1.6 / POL															
1	2:56.811	2	2:46.939	3	2:47.996	4	2:47.858	5	2:56.511	6	2:49.385	7	2:48.464	8	2:47.753
9	2:48.336	10	2:48.270												


544 Gábor György , Suzuki Swift Cup 1.6 1.6 / HUN															
1	2:54.313	2	2:44.321	3	2:44.264	4	2:45.110	5	2:46.153	6	2:45.919	7	2:46.139	8	2:45.511
9	2:44.471	10	2:44.909	11	2:46.554										

550 János Csik , Suzuki Swift Cup 1.4 Turbo 1.4 / HUN															
1	2:40.363	2	2:34.933	3	2:34.320	4	2:36.970	5	2:38.138	6	2:35.465	7	2:34.795	8	2:34.467
9	2:34.485	10	2:36.266	11	2:36.700										

566 Fabian Dybionka , Suzuki Swift Cup 1.4 Turbo 1.4 / POL															
1	2:42.994	2	2:34.938	3	2:34.410	4	2:36.307	5	2:35.759	6	2:36.390	7	2:37.860	8	2:47.906
9	2:35.457	10	2:35.154	11	2:35.383										

571 Maciej Szubczyński , Suzuki Swift Cup 1.6 1.6 / POL															
1	2:57.159	2	2:47.853	3	2:47.500	4	2:47.743	5	2:48.626	6	2:50.352	7	2:49.773	8	2:48.921
9	2:48.001	10	2:49.021												

586 Aleks Sówka , Suzuki Swift Cup 1.4 Turbo 1.4 / POL															
1	2:41.614	2	2:34.399	3	2:34.180	4	2:44.234	5	2:40.131	6	2:36.668	7	2:36.138	8	2:35.919
9	2:35.740	10	2:38.778	11	2:38.410										



Lap Analysis race 1, 10.06.2023

104 Jordan Dolischka (AUT) (Suzuki Swift Cup 1.4 Turbo)

Theoretische Bestzeit: 2:37.386

Lap	D	Time	S1	S2	S3	Lap	D	Time	S1	S2	S3
1	1	2:46.797	57.557	1:16.581	32.659	7	1	2:38.866	49.406	1:16.640	32.820
2	1	2:37.386	49.099	1:15.651	32.632	8	1	2:39.394	49.592	1:17.001	32.801
3	1	2:38.723	49.634	1:16.033	33.056	9	1	2:38.850	49.429	1:16.648	32.773
4	1	2:39.149	49.387	1:16.654	33.108	10	1	2:38.623	49.471	1:16.204	32.948
5	1	2:39.046	49.679	1:16.508	32.859	11	1	2:38.536	49.531	1:16.173	32.832
6	1	2:39.614	49.643	1:17.098	32.873						

106 Lukas Puchinger (CHE) (Suzuki Swift Cup 1.4 Turbo)

Theoretische Bestzeit: 2:34.653

Lap	D	Time	S1	S2	S3	Lap	D	Time	S1	S2	S3
1	1	2:42.123	55.592	1:14.611	31.915	4	1	2:36.679	48.122	1:16.320	32.237
2	1	2:35.228	48.428	1:14.726	32.074	5	1	2:35.677	48.603	1:14.838	32.236
3	1	2:35.630	48.589	1:14.738	32.303	6	1	2:44.613	48.519	1:20.710	

110 Christoph Zellhofer (AUT) (Suzuki Swift Cup 1.4 Turbo)

Theoretische Bestzeit: 2:33.690

Lap	D	Time	S1	S2	S3	Lap	D	Time	S1	S2	S3
1	1	2:40.802	54.943	1:13.921	31.938	7	1	2:34.608	48.137	1:14.270	32.201
2	1	2:34.905	47.970	1:14.976	31.959	8	1	2:34.574	48.292	1:14.205	32.077
3	1	2:34.169	47.831	1:14.375	31.963	9	1	2:35.011	48.296	1:14.525	32.190
4	1	2:37.283	49.337	1:15.814	32.132	10	1	2:36.543	49.429	1:14.899	32.215
5	1	2:36.166	48.415	1:15.418	32.333	11	1	2:36.912	48.494	1:15.731	32.687
6	1	2:34.958	48.237	1:14.427	32.294						

142 Lukas Niedertscheider (AUT) (Suzuki Swift Cup 1.4 Turbo)

Theoretische Bestzeit: 2:34.149

Lap	D	Time	S1	S2	S3	Lap	D	Time	S1	S2	S3
1	1	2:42.541	55.799	1:14.893	31.849	7	1	2:34.706	47.841	1:14.551	32.306
2	1	2:35.683	48.105	1:15.396	32.182	8	1	2:34.631	48.026	1:14.573	32.032
3	1	2:35.001	48.025	1:14.899	32.077	9	1	2:34.639	47.814	1:14.594	32.231
4	1	2:35.953	48.023	1:15.872	32.058	10	1	2:35.749	48.284	1:15.363	32.102
5	1	2:35.005	48.029	1:14.863	32.113	11	1	2:37.433	48.325	1:16.083	33.025
6	1	2:35.507	47.741	1:15.548	32.218						

146 Fabian Ohrfandl (AUT) (Suzuki Swift Cup 1.4 Turbo)

Theoretische Bestzeit: 2:32.694

Lap	D	Time	S1	S2	S3	Lap	D	Time	S1	S2	S3
1	1	2:38.045	53.323	1:12.894	31.828	7	1	2:33.402	47.972	1:13.473	31.957
2	1	2:33.084	48.034	1:13.125	31.925	8	1	2:33.827	48.075	1:13.759	31.993
3	1	2:33.425	48.145	1:13.260	32.020	9	1	2:33.591	48.098	1:13.533	31.960
4	1	2:33.581	48.168	1:13.350	32.063	10	1	2:33.549	47.999	1:13.594	31.956
5	1	2:33.604	48.168	1:13.458	31.978	11	1	2:34.604	48.139	1:13.936	32.529
6	1	2:33.636	48.103	1:13.497	32.036						

164 Martin Zellhofer (AUT) (Suzuki Swift Cup 1.4 Turbo)

Theoretische Bestzeit: 2:33.463

Lap	D	Time	S1	S2	S3	Lap	D	Time	S1	S2	S3
1	1	2:39.580	54.240	1:13.181	32.152	7	1	2:34.869	48.182	1:14.479	32.208
2	1	2:34.123	48.319	1:13.506	32.298	8	1	2:34.836	48.218	1:14.260	32.358
3	1	2:35.372	48.779	1:14.238	32.355	9	1	2:34.838	48.147	1:14.432	32.259
4	1	2:36.979	49.768	1:14.909	32.302	10	1	2:36.619	48.896	1:15.533	32.190
5	1	2:37.554	48.668	1:16.548	32.338	11	1	2:36.374	48.299	1:15.360	32.715
6	1	2:35.075	48.123	1:14.670	32.282						

500 Egon Burkus (HUN) (Suzuki Swift Cup 1.6)

Theoretische Bestzeit: 2:43.876

Lap	D	Time	S1	S2	S3	Lap	D	Time	S1	S2	S3
1	1	2:53.236	59.546	1:19.150	34.540	7	1	2:46.890	52.287	1:20.042	34.561
2	1	2:44.827	51.417	1:19.031	34.379	8	1	2:44.868	52.127	1:18.411	34.330
3	1	2:44.242	51.422	1:18.333	34.487	9	1	2:44.986	52.112	1:18.507	34.367
4	1	2:46.063	51.837	1:19.694	34.532	10	1	2:44.951	51.417	1:18.747	34.787
5	1	2:44.344	51.833	1:18.121	34.382	11	1	2:47.676	51.649	1:19.970	36.057
6	1	2:46.189	52.553	1:19.012	34.624						



Lap Analysis race 1, 10.06.2023

503 Gergo RÁCZ (HUN) (Suzuki Swift Cup 1.4 Turbo)

Theoretische Bestzeit: 2:34.450

Lap	D	Time	S1	S2	S3	Lap	D	Time	S1	S2	S3
1	1	2:41.321	55.220	1:13.891	32.204	4	1	2:36.076	48.621	1:15.238	32.217
2	1	2:35.700	48.988	1:14.517	32.195	5	1	2:35.718	48.425	1:14.922	32.371
3	1	2:36.963	49.516	1:15.135	32.312	6	1	2:46.144	48.358	1:21.199	

504 Balázs György (HUN) (Suzuki Swift Cup 1.6)

Theoretische Bestzeit: 2:44.956

Lap	D	Time	S1	S2	S3	Lap	D	Time	S1	S2	S3
1	1	2:55.312	1:01.782	1:19.127	34.403	7	1	2:46.391	52.180	1:19.647	34.564
2	1	2:45.235	51.522	1:19.147	34.566	8	1	2:46.782	52.354	1:19.632	34.796
3	1	2:45.849	52.073	1:19.031	34.745	9	1	2:47.565	52.790	1:19.967	34.808
4	1	2:46.557	52.120	1:19.810	34.627	10	1	2:47.059	52.355	1:19.920	34.784
5	1	2:46.809	52.115	1:19.842	34.852	11	1	2:51.445	52.507	1:24.013	34.925
6	1	2:47.489	52.378	1:20.346	34.765						

505 Balázs Hartmann (HUN) (Suzuki Swift Cup 1.4 Turbo)

Theoretische Bestzeit: 2:32.801

Lap	D	Time	S1	S2	S3	Lap	D	Time	S1	S2	S3
1	1	2:38.526	53.473	1:13.191	31.857	7	1	2:33.376	47.798	1:13.651	31.927
2	1	2:33.048	47.946	1:13.289	31.813	8	1	2:33.856	47.940	1:14.011	31.905
3	1	2:33.553	48.098	1:13.431	32.024	9	1	2:33.604	48.068	1:13.729	31.807
4	1	2:33.382	47.935	1:13.464	31.983	10	1	2:33.540	47.872	1:13.636	32.032
5	1	2:33.658	48.124	1:13.543	31.991	11	1	2:34.227	48.019	1:13.768	32.440
6	1	2:33.673	47.954	1:13.849	31.870						

507 MÓRIC Csermely (HUN) (Suzuki Swift Cup 1.4 Turbo)

Theoretische Bestzeit: 2:33.860

Lap	D	Time	S1	S2	S3	Lap	D	Time	S1	S2	S3
1	1	2:40.084	54.354	1:13.761	31.962	7	1	2:35.175	48.468	1:14.468	32.239
2	1	2:34.786	48.797	1:13.872	32.117	8	1	2:35.158	48.743	1:14.258	32.157
3	1	2:34.543	48.130	1:14.196	32.217	9	1	2:35.546	48.614	1:14.454	32.478
4	1	2:36.417	49.329	1:14.771	32.317	10	1	2:36.183	49.353	1:14.514	32.316
5	1	2:35.304	48.554	1:14.399	32.351	11	1	2:37.207	48.768	1:15.798	32.641
6	1	2:35.330	48.549	1:14.446	32.335						

508 Gábor Együd (HUN) (Suzuki Swift Cup 1.6)

Theoretische Bestzeit: 2:46.554

Lap	D	Time	S1	S2	S3	Lap	D	Time	S1	S2	S3
1	1	2:56.724	1:02.441	1:19.411	34.872	6	1	2:50.926	55.342	1:20.391	35.193
2	1	2:47.733	52.960	1:20.271	34.502	7	1	2:50.215	53.681	1:21.211	35.323
3	1	2:47.661	52.641	1:20.240	34.780	8	1	2:49.699	53.942	1:20.618	35.139
4	1	2:47.970	53.160	1:19.829	34.981	9	1	2:51.663	54.313	1:21.527	35.823
5	1	2:56.795	53.244	1:20.136	43.415	10	1	2:51.760	54.094	1:22.033	35.633

517 Toon Knapen (NLD) (Suzuki Swift Cup 1.4 Turbo)

Theoretische Bestzeit: 2:34.552

Lap	D	Time	S1	S2	S3	Lap	D	Time	S1	S2	S3
1	1	2:43.653	56.496	1:15.109	32.048	7	1	2:35.893	48.511	1:14.741	32.641
2	1	2:35.061	47.944	1:14.955	32.162	8	1	2:38.691	49.099	1:17.190	32.402
3	1	2:35.862	48.277	1:15.277	32.308	9	1	2:36.831	48.591	1:15.330	32.910
4	1	2:36.544	48.217	1:15.897	32.430	10	1	2:36.160	48.762	1:14.845	32.553
5	1	2:35.769	48.808	1:14.561	32.401	11	1	2:36.052	48.662	1:14.820	32.570
6	1	2:37.985	49.478	1:16.169	32.338						

521 Vince Keller (HUN) (Suzuki Swift Cup 1.6)

Theoretische Bestzeit: 2:44.093

Lap	D	Time	S1	S2	S3	Lap	D	Time	S1	S2	S3
1	1	2:52.695	59.972	1:18.395	34.328	7	1	2:46.325	52.164	1:19.619	34.542
2	1	2:44.777	52.007	1:18.107	34.663	8	1	2:44.722	52.117	1:17.967	34.638
3	1	2:44.429	51.833	1:18.083	34.513	9	1	2:44.762	52.302	1:17.931	34.528
4	1	2:45.832	52.015	1:19.320	34.497	10	1	2:45.099	51.956	1:18.294	34.849
5	1	2:44.675	51.994	1:18.217	34.464	11	1	2:45.675	51.986	1:18.641	35.048
6	1	2:46.790	53.187	1:18.995	34.608						

OW MAXMOTION FIA ETRC TRUCK RACE OF SLOVAKIA

Slovakia Ring, length 5922 m

10 & 11 June 2023

Swift Cup Europe



Lap Analysis race 1, 10.06.2023

523 Márton Csuzi (HUN) (Suzuki Swift Cup 1.4 Turbo)						Theoretische Bestzeit: 2:34.701					
Lap	D	Time	S1	S2	S3	Lap	D	Time	S1	S2	S3
1	1	2:44.249	56.819	1:15.295	32.135	7	1	2:35.061	48.055	1:14.793	32.213
2	1	2:35.123	48.232	1:14.538	32.353	8	1	2:37.483	48.990	1:16.086	32.407
3	1	2:35.983	48.179	1:15.371	32.433	9	1	2:35.878	48.840	1:14.586	32.452
4	1	2:36.301	48.121	1:15.711	32.469	10	1	2:35.802	48.778	1:14.511	32.513
5	1	2:35.456	48.599	1:14.583	32.274	11	1	2:36.129	48.694	1:14.582	32.853
6	1	2:39.269	48.937	1:17.668	32.664						

528 Oskar Marszałkowski (POL) (Suzuki Swift Cup 1.6)						Theoretische Bestzeit: 2:46.606					
Lap	D	Time	S1	S2	S3	Lap	D	Time	S1	S2	S3
1	1	2:56.811	1:01.993	1:19.621	35.191	6	1	2:49.385	54.206	1:20.177	35.002
2	1	2:46.939	52.172	1:19.875	34.892	7	1	2:48.464	52.974	1:20.604	34.886
3	1	2:47.996	52.959	1:20.230	34.807	8	1	2:47.753	53.170	1:19.640	34.943
4	1	2:47.858	53.056	1:19.961	34.841	9	1	2:48.336	52.991	1:20.051	35.294
5	1	2:56.511	53.483	1:20.026	43.002	10	1	2:48.270	52.972	1:20.064	35.234

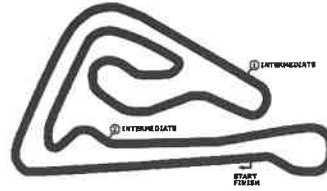
544 Gábor György (HUN) (Suzuki Swift Cup 1.6)						Theoretische Bestzeit: 2:43.836					
Lap	D	Time	S1	S2	S3	Lap	D	Time	S1	S2	S3
1	1	2:54.313	1:01.019	1:18.660	34.634	7	1	2:46.139	51.896	1:19.921	34.322
2	1	2:44.321	51.720	1:18.191	34.403	8	1	2:45.511	52.154	1:19.015	34.342
3	1	2:44.264	51.367	1:18.626	34.271	9	1	2:44.471	51.518	1:18.517	34.436
4	1	2:45.110	51.712	1:18.908	34.490	10	1	2:44.909	51.401	1:19.033	34.475
5	1	2:46.153	53.041	1:18.668	34.444	11	1	2:46.554	51.413	1:19.915	35.226
6	1	2:45.919	51.964	1:19.299	34.656						

550 János Csik (HUN) (Suzuki Swift Cup 1.4 Turbo)						Theoretische Bestzeit: 2:33.245					
Lap	D	Time	S1	S2	S3	Lap	D	Time	S1	S2	S3
1	1	2:40.363	54.817	1:13.491	32.055	7	1	2:34.795	47.807	1:14.922	32.066
2	1	2:34.933	48.912	1:14.073	31.948	8	1	2:34.467	48.219	1:14.301	31.947
3	1	2:34.320	47.970	1:14.180	32.170	9	1	2:34.485	47.866	1:14.439	32.180
4	1	2:36.970	49.703	1:15.279	31.988	10	1	2:36.266	48.348	1:15.740	32.178
5	1	2:38.138	48.395	1:17.458	32.285	11	1	2:36.700	48.313	1:15.501	32.886
6	1	2:35.465	48.482	1:14.856	32.127						

566 Fabian Dybionka (POL) (Suzuki Swift Cup 1.4 Turbo)						Theoretische Bestzeit: 2:34.167					
Lap	D	Time	S1	S2	S3	Lap	D	Time	S1	S2	S3
1	1	2:42.994	56.231	1:14.822	31.941	7	1	2:37.860	48.270	1:15.972	33.618
2	1	2:34.938	48.284	1:14.431	32.223	8	1	2:47.906	50.817	1:24.741	32.348
3	1	2:34.410	48.081	1:14.141	32.184	9	1	2:35.457	48.865	1:14.365	32.227
4	1	2:36.307	48.370	1:15.772	32.165	10	1	2:35.154	48.483	1:14.336	32.335
5	1	2:35.759	48.209	1:14.841	32.709	11	1	2:35.383	48.350	1:14.634	32.399
6	1	2:36.390	48.221	1:15.547	32.622						

571 Maciej Szubczynski (POL) (Suzuki Swift Cup 1.6)						Theoretische Bestzeit: 2:46.684					
Lap	D	Time	S1	S2	S3	Lap	D	Time	S1	S2	S3
1	1	2:57.159	1:01.613	1:20.689	34.857	6	1	2:50.352	53.552	1:21.400	35.400
2	1	2:47.853	53.170	1:20.132	34.551	7	1	2:49.773	53.925	1:20.643	35.205
3	1	2:47.500	52.715	1:20.078	34.707	8	1	2:48.921	53.740	1:20.157	35.024
4	1	2:47.743	53.348	1:19.678	34.717	9	1	2:48.001	53.240	1:19.411	35.343
5	1	2:48.626	53.606	1:19.922	35.098	10	1	2:49.021	53.331	1:20.297	35.393

586 Aleks Sówka (POL) (Suzuki Swift Cup 1.4 Turbo)						Theoretische Bestzeit: 2:33.471					
Lap	D	Time	S1	S2	S3	Lap	D	Time	S1	S2	S3
1	1	2:41.614	55.484	1:14.317	31.813	7	1	2:36.138	48.897	1:14.705	32.536
2	1	2:34.399	48.655	1:13.991	31.747	8	1	2:35.919	48.832	1:14.677	32.410
3	1	2:34.180	47.727	1:14.392	32.061	9	1	2:35.740	48.804	1:14.498	32.438
4	1	2:44.234	48.922	1:19.564	35.748	10	1	2:38.778	48.904	1:16.520	33.354
5	1	2:40.131	52.453	1:15.102	32.576	11	1	2:38.410	48.626	1:16.796	32.988
6	1	2:36.668	48.876	1:15.280	32.512						



Best Sector Times race 1

Pos.	sector 1			sector 2			sector 3			theoretical and best lap time				
	No	Driver	Time	No	Driver	Time	No	Driver	Time	No	Driver	theoretical	Best	Pos
1	586	Sówka A.	47.727	146	Ohrfandl F.	1:12.894	586	Sówka A.	31.747	146	Ohrfandl F.	2:32.694	2:33.084	
2	142	Niedertscheider L.	47.741	164	Zellhofer M.	1:13.188	505	Hartmann B.	31.807	505	Hartmann B.	2:32.801	2:33.048	
3	505	Hartmann B.	47.798	505	Hartmann B.	1:13.196	146	Ohrfandl F.	31.828	550	Csik J.	2:33.245	2:34.320	
4	550	Csik J.	47.807	550	Csik J.	1:13.491	142	Niedertscheider L.	31.849	164	Zellhofer M.	2:33.463	2:34.123	
5	110	Zellhofer C.	47.831	507	Csemely M.	1:13.768	106	Puchinger L.	31.915	586	Sówka A.	2:33.471	2:34.180	
6	517	Knapen T.	47.944	503	Rácz G.	1:13.897	110	Zellhofer C.	31.938	110	Zellhofer C.	2:33.690	2:34.169	
7	146	Ohrfandl F.	47.972	110	Zellhofer C.	1:13.921	566	Dybionka F.	31.941	507	Csemely M.	2:33.860	2:34.543	
8	523	Csuzi M.	48.055	586	Sówka A.	1:13.997	550	Csik J.	31.947	142	Niedertscheider L.	2:34.149	2:34.631	
9	566	Dybionka F.	48.081	566	Dybionka F.	1:14.145	507	Csemely M.	31.962	566	Dybionka F.	2:34.167	2:34.410	
10	106	Puchinger L.	48.122	523	Csuzi M.	1:14.511	517	Knapen T.	32.048	503	Rácz G.	2:34.450	2:35.700	
11	164	Zellhofer M.	48.123	142	Niedertscheider L.	1:14.559	523	Csuzi M.	32.135	517	Knapen T.	2:34.552	2:35.061	
12	507	Csemely M.	48.130	517	Knapen T.	1:14.560	164	Zellhofer M.	32.152	106	Puchinger L.	2:34.653	2:35.228	
13	503	Rácz G.	48.358	106	Puchinger L.	1:14.616	503	Rácz G.	32.195	523	Csuzi M.	2:34.701	2:35.061	
14	104	Dolischka J.	49.099	104	Dolischka J.	1:15.655	104	Dolischka J.	32.632	104	Dolischka J.	2:37.386	2:37.386	
15	544	György G.	51.367	521	Keller V.	1:17.932	544	György G.	34.271	544	György G.	2:43.836	2:44.264	
16	500	Burkus E.	51.417	500	Burkus E.	1:18.129	521	Keller V.	34.328	500	Burkus E.	2:43.876	2:44.242	
17	504	György B.	51.522	544	György G.	1:18.198	500	Burkus E.	34.330	521	Keller V.	2:44.093	2:44.429	
18	521	Keller V.	51.833	504	György B.	1:19.031	504	György B.	34.403	504	György B.	2:44.956	2:45.235	
19	528	Marszalkowski O.	52.172	508	Együd G.	1:19.411	508	Együd G.	34.502	508	Együd G.	2:46.554	2:47.661	
20	508	Együd G.	52.641	571	Szubczynski M.	1:19.418	571	Szubczynski M.	34.551	528	Marszalkowski O.	2:46.606	2:46.939	
21	571	Szubczynski M.	52.715	528	Marszalkowski O.	1:19.627	528	Marszalkowski O.	34.807	571	Szubczynski M.	2:46.684	2:47.500	